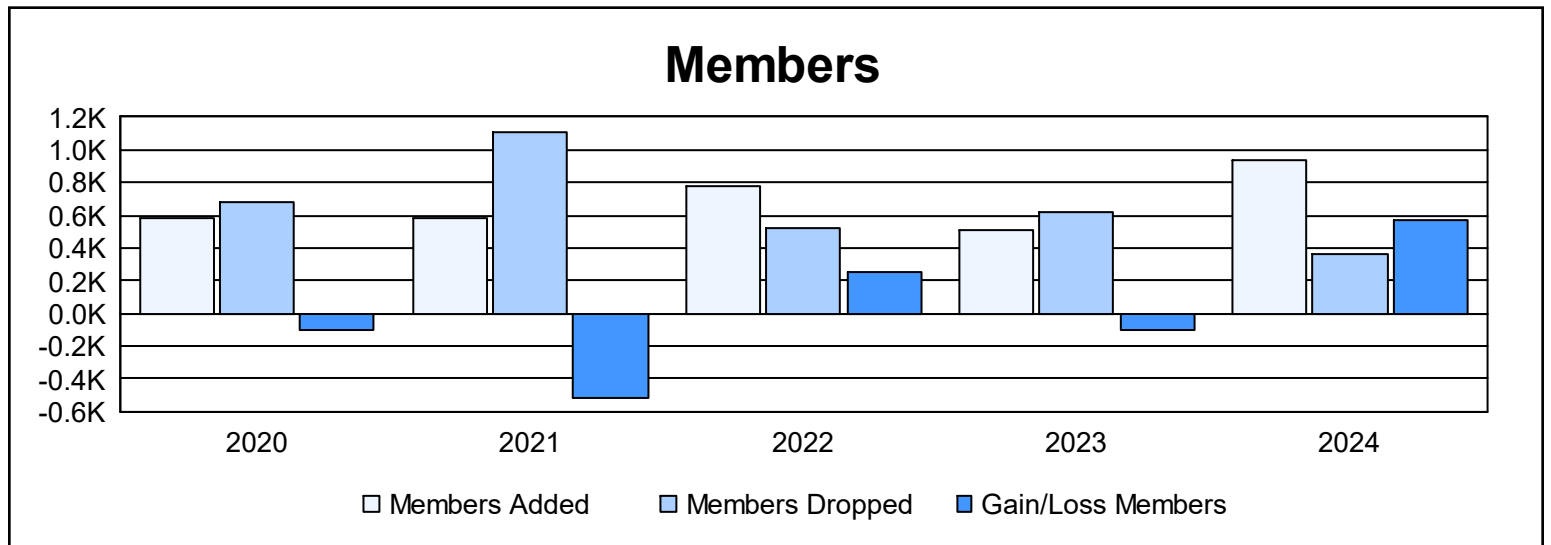
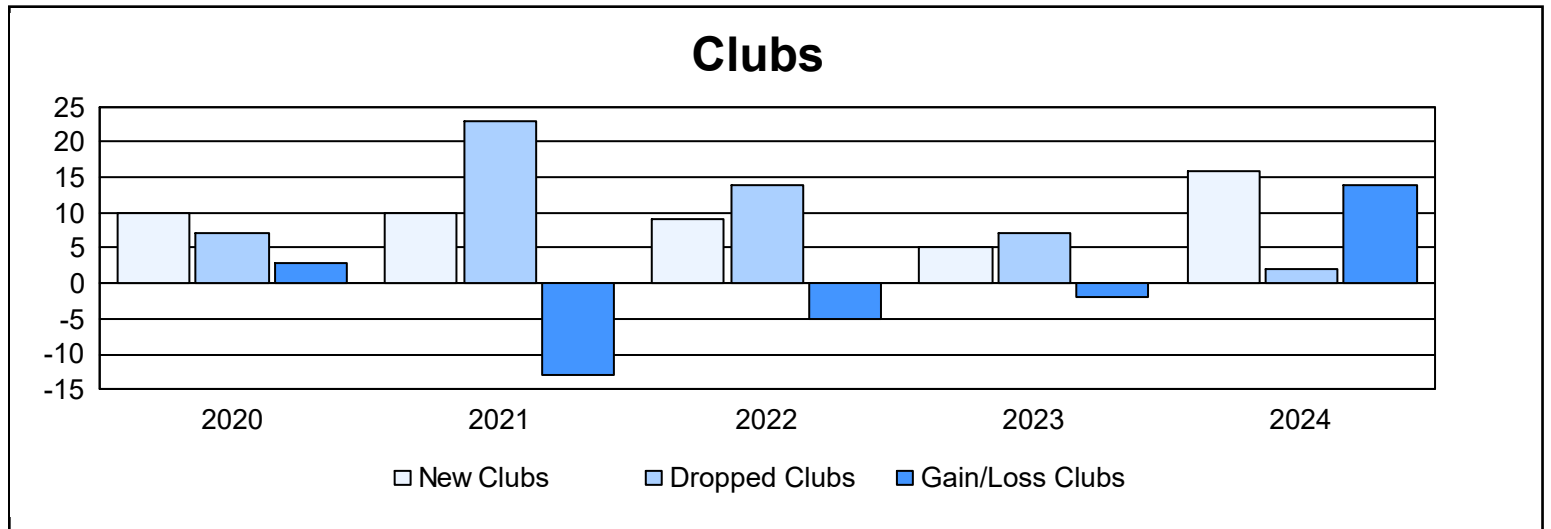
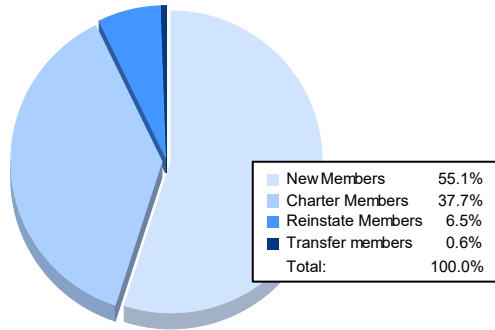


Year	New Clubs	Dropped Clubs	Gain/Loss Clubs	New Members	Charter Members	Reinstate Members	Transfer Members	Total Member Added	Total Members Dropped	Gain/Loss Members
2019-2020	10	7	3	325	238	19	1	583	685	-102
2020-2021	10	23	-13	311	233	21	19	584	1,106	-522
2021-2022	9	14	-5	449	247	69	8	773	520	253
2022-2023	5	7	-2	305	129	67	14	515	621	-106
2023-2024	16	2	14	516	353	61	6	936	366	570
<b>Average</b>	<b>10</b>	<b>11</b>	<b>-1</b>	<b>381</b>	<b>240</b>	<b>47</b>	<b>10</b>	<b>678</b>	<b>660</b>	<b>19</b>



### Membership Composition June 2024 Cumulative



### Gender Composition June 2024 Cumulative

